






Hospital Clinical Material (May-2026)

Clinical Material Available		Avg. Per Day		
O. P. D. attendance		2021		
Casualty attendance		121		
Bed Occupancy %		89%		
Admission / Discharge		150/149		
Operative Work				
1	Major surgical operations	38		
2	Minor surgical operations	107		
Deliveries				
1	Normal - 40	1		
2	LSCS - 33	1		
	Total - 73	2		
Radiological Investigations		OP	IP	Total
1	X-Ray	191	64	255
2	Ultrasonographys	95	41	136
3	C. T. Scan	18	8	26
4	MRI	12	4	16
5	Special Investigations	5	3	8
Laboratory Investigations				
1	Biochemistry	1611	373	1984
2	Microbiology	133	86	219
3	Serology	202	223	425
4	Parasitology	24	16	40
5	Haematology	1469	259	1728
6	Histopathology	5	14	19
7	Cytopathology	35	2	37
8	Others:- (Clinical Pathology)	376	163	539
9	Molecular Laboratory	6	0	6





Dr. Pradeep Kumar Sharma
 Medical Superintendent
 Regl. No. HN-333
 SGT Medical College, Hospital & Research Institute Budhera
 Gurugram

Dean
 Faculty of Medicine & Health Science
 Gurugram

Month-May-2026

New/Old - Outdoor Patients (Department Wise)

S.No.	Department	New	Old	Total	Avg. per day
1	General Medicine	7172	3575	10747	413
2	Pulmonary Medicine	2392	937	3329	128
3	Dermatology	2443	882	3325	128
4	Psychiatry	2476	920	3396	131
5	Pediatrics	4793	1405	6198	238
6	General Surgery	5377	2309	7686	296
7	Orthopaedics	3173	1500	4673	180
	Ophthalmology	2458	933	3391	130
9	E. N. T.	2695	919	3614	139
10	Obstetrics & Gynaecology	4346	1843	6189	238
11	AYUSH	4	3	7	0
Total		37329	15226	52555	2021
13	Casualty	3739	0	3739	121



(Handwritten signature)
13/6

Dr. Pradeep Kumar Sharma
 Medical Superintendent
 Regi. No.HN-863
 SGT Medical College, Hospital & Research
 Institute Budhera Gurugram


Shree Guru Gobind Singh Tricentenary Medical College, Hospital and Research Institute Farukhnagar Road, Village-Budhera, Distt-Gurgaon (Haryana)-122505

Month-May-2026

Admission & Discharge Report

Sr.No	Department	Admissions	Avg. per day	Discharges	Avg. per day
1	General Medicine	1718	55	1725	56
2	Pulmonary Medicine	157	5	156	5
3	Dermatology	159	5	158	5
4	Psychiatry	140	5	138	4
5	Paediatrics	500	16	499	16
6	General Surgery	730	24	709	23
7	Orthopaedics	374	12	375	12
8	Ophthalmology	232	7	224	7
9	ENT	170	5	162	5
10	Obstetric	314	10	320	10
11	Gynaecology	178	6	184	6
Total		4672	150	4650	149





 13/6
Dr. Pradeep Kumar Sharma
 Medical Superintendent
 Regi. No.HN-863
 SGT Medical College, Hospital & Research
 Institute Budhera Gurugram

**Shree Guru Gobind Singh Tricentenary Medical College, Hospital and Research Institute Farukhnagar
Road, Village-Budhera, Distt-Gurgaon (Haryana)-122505**

Month-May-2026

Bed Occupancy

Sr.No	Department	Available Beds	Occupied Beds (Average per day)	Bed Occupancy (%)
1	General Medicine	220	195	89
2	Pulmonary Medicine	30	28	93
3	Dermatology	30	26	87
4	Psychiatry	32	28	88
5	Paediatrics	100	90	90
6	General Surgery	170	149	88
7	Orthopaedics	90	78	87
8	Ophthalmology	36	32	89
9	ENT	42	36	86
10	Obstetric	60	57	95
11	Gynaecology	40	36	90
Total		850	755	89



Dr. Pradeep Kumar Sharma
 Medical Superintendent
 Regi. No.HN-863
 SGT Medical College, Hospital & Research
 Institute Budhera Gurugram

Shree Guru Gobind Singh Tricentenary Medical College, Hospital and Research Institute Farukhnagar Road, Village-Budhera, Distt-Gurgaon (Haryana)-122505


Month-May-2026


Operations - Surgery & Allied

S.No.	Department	Major							Minor						
		Casualty	Avg. per day	Elective	Avg. per day	Septic	Total	Avg. per day	Septic	Casualty	Avg. per day	Elective	Avg. per day	Total	Avg. per day
	General Surgery	34	1	351	14	0	385	15	0	160	5	663	25.5	823	26
2	Orthopaedics	26	1	104	4	0	130	5	0	163	5	410	15.8	573	16
3	Ophthalmology	0	0	191	7	0	191	7	0	1	0	489	18.8	490	19
4	E.N.T	2	0.0	152	6	0	154	6	0	21	1	509	19.6	530	20
Total		62	2	798	31	-	860	33	0	345	11	2071	79.7	2416	91

Operations - Obstetrics & Gynaecology

S.No.	Department	Major							Minor						
		Casualty	Avg. per day	Elective	Avg. per day	Septic	Total	Avg. per day	Septic	Casualty	Avg. per day	Elective	Avg. per day	Total	Avg. per day
1	Obstetrics(LSCS)	25	1	8	0	-	33	1	0	0	0	28	1.1	28	1
2	Gyanecology	26	1	78	3	-	104	4	0	0	0	378	15	378	15
Total		51	2	86	3	-	137	5	0	0	0	406	15.6	406	16
Grand Total (Surgery & Allied + Obst. & Gynaecology)		113	4	884	34	-	997	38	0	345	11	2477	95.3	2822	107




Dr. Pradeep Kumar Sharma
 Medical Superintendent
 Regi. No.HN-863
 SGT Medical College, Hospital & Research
 Institute Budhera Gurugram

**Shree Guru Gobind Singh Tricentenary Medical College, Hospital and Research Institute Farukhnagar Road,
Village-Budhera, Distt-Gurgaon (Haryana)-122505**

Month-May-2026

Delivery

S. No.	Mode of Delivery	Total	Avg. Per Day
1	Normal	40	1
2	LSCS	33	1
Total		73	2

Antenatal, MTP, Paps Smear, Family Welfare & Infertility

S. No.	Type Of Cases	Total	Avg. Per Day
1	Antenatal	1118	43
2	Paps Smear	416	16
3	Family Welfare	138	5
4	Infertility	182	7

5	MTP	2	0-1
---	-----	---	-----



Dr. Pradeep Kumar Sharma
Medical Superintendent
Regi. No. HN-863
SGT Medical College, Hospital & Research
Institute Budhera Gurugram

Shree Guru Gobind Singh Tricentenary Medical College, Hospital and Research Institute Farukhnagar Road, Village-Budhera, Distt-Gurgaon (Haryana)-122505

Month-May-2026

Radio-Diagnosis (No. of Investigation)

Sr. No.	Departments	OPD	Avg. per day	IPD + Casualty	Avg. per day	Total (OPD+IPD+Casualty)	Avg. per day
1	X-Ray	4961	191	1970	64	6931	255
2	Special X-Ray	135	5	101	3	236	8
3	Ultrasonographys	2475	95	1266	41	3741	136
4	C. T. Scan	456	18	252	8	708	26
5	MRI	321	12	134	4	455	16

Others (No. of Investigation)

Sr. No.	Departments	OPD	Avg. per day	IPD + Casualty	Avg. per day	Total (OPD+IPD+Casualty)	Avg. per day
1	ECG	584	22	679	22	1263	44



Dr. Pradeep Kumar Sharma
 Medical Superintendent
 Regi. No. HN-658
 SGT Medical College, Hospital & Research
 Institute Budhera Gurugram


**Shree Guru Gobind Singh Tricentenary Medical College, Hospital and Research Institute Farukhnagar Road,
Village-Budhera, Distt-Gurgaon (Haryana)-122505**

Month-May-2026

Biochemistry & Pathology - No. of Test

Department		OPD	Avg. per day	IPD + Casualty	Avg. per day	Total (OPD+IPD+Casualty)	Avg. per day
Biochemistry		41898	1611	11576	373	53474	1984
Pathology	Haematology	38187	1469	8039	259	46226	1728
	Urine Examination	9763	376	5055	163	14818	539
	Cytopathology	919	35	69	2	988	37
	Histopathology	130	5	429	14	559	19




Dr. Pradeep Kumar Sharma
 Medical Superintendent
 Regi. No.HN-863
 SGT Medical College, Hospital & Research
 Institute Budhera Gurugram

**Shree Guru Gobind Singh Tricentenary Medical College, Hospital and Research Institute Farukhnagar Road,
Village-Budhera, Distt-Gurgaon (Haryana)-122505**

Month-May-2026

Microbiology - No. of Test Report

Department		OPD	Avg. per day	IPD + Casualty	Avg. per day	Total (OPD+IPD+Casualty)	Avg. per day
Microbiology	Bacteriology	2622	101	1990	64	4612	165
	Mycobacteriology	546	21	225	7	771	28
	Mycology	290	11	460	15	750	26
	Total	3458	133	2675	86	6133	219
Serology	Serology	1113	43	2290	74	3403	117
	Virology	3365	129	3864	125	7229	254
	Immunology	792	30	752	24	1544	54
	Total	5270	202	6906	223	12176	425
Parasitology		619	24	496	16	1115	40
Molecular Laboratory		144	6	14	0	158	6



Dr. Pradeep Kumar Sharma
 Medical Superintendent
 Regi. No.HN-863
 SGT Medical College, Hospital & Research
 Institute Budhera Gurugram